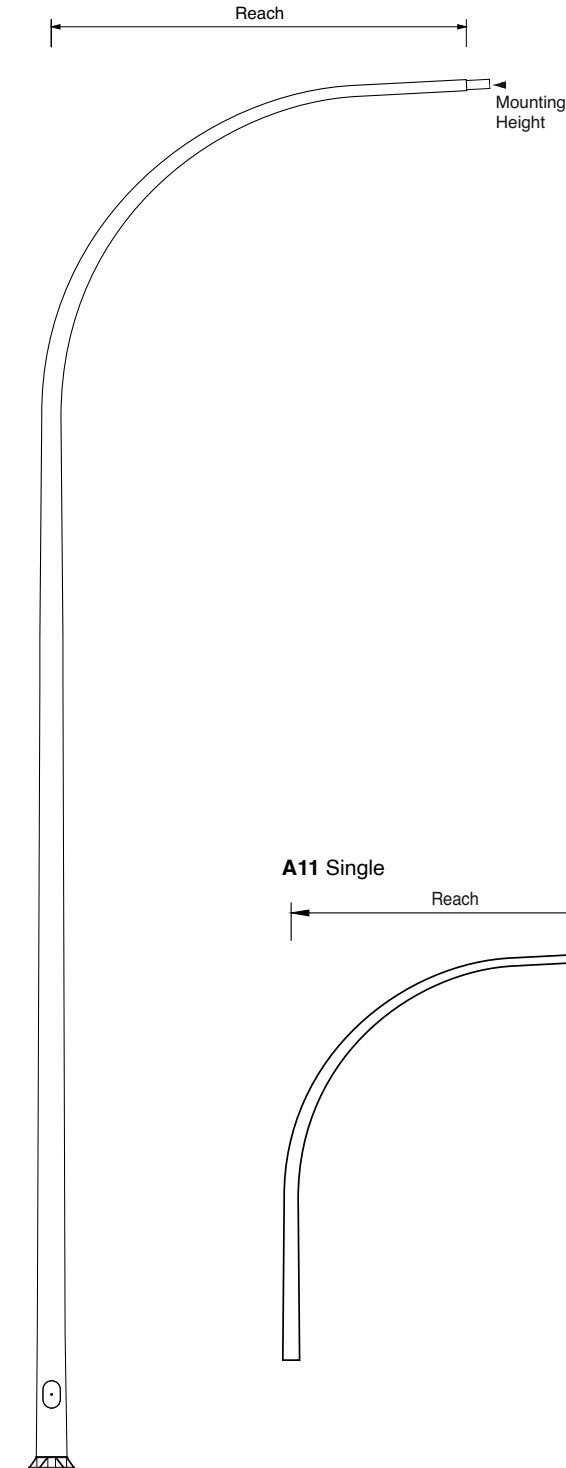


Project: _____ Location: _____
 Customer: _____
 Order Number: _____ Qty: _____ Type: _____
 Product Number: _____



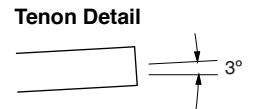
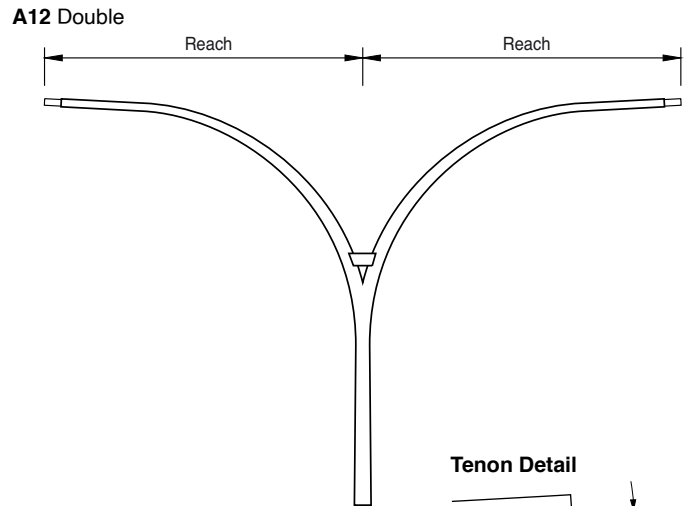
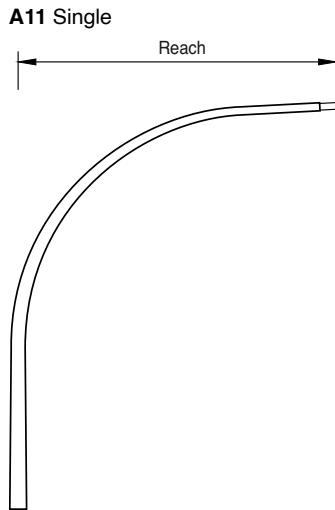
The **A11** and **A12 Davit** mountings and tapered poles are conceived and produced as a complete unit for individual projects. This ensures that the assembly performs perfectly. **ALU MC3** supply complete solutions based on your project details, drawings, reach, height and needs.

The **A11** Davit single curved mounting and tapered pole, and the **A12** double curved mountings with tapered pole are made of 6063 aluminum alloy. **Pole:** The seamless tapered pole shaft is spun from 6063 aluminum alloy. **Mounting:** The seamless curved tapered mounting is spun from 6063 aluminum alloy. Both the pole and mounting are heat treated to produce a T6 temper.

Pole Details: The technical details of the pole and the mounting will vary depending on the height and reach required. These details influence the pole's characteristics: base diameter, wall thickness, types of anchor bolts and bolt circle.

Certification: All poles are designed to American Association of State Highway & Transportation Officials (AASHTO) standards. The poles meet applicable ASTM standards. All welders are American Welding Society (AWS) certified.

Finish: The standard finish for the pole and mounting assembly and components is natural brushed, or a polyester powder applied in accordance with ALU MC3's specifications. Additional coating colors are available on special order (RAL number required).



In its ongoing product improvement program ALU MC3 reserves the right to change these specifications without notice.

Name: _____ Notes: _____
 Signature: _____ Date: _____

Project: _____ **Location:** _____

Customer: _____

Order Number: _____ **Qty:** _____ **Type:** _____

Product Number: _____

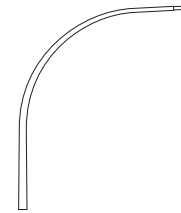
Ordering Information:

Model	Mounting Height	Reach	Fastener	Color	Accessories
A11	2000 20.0' (6.10m)	0400 4.0' (1.22m)	DAV Davit	BRA Brushed Aluminum	DR Duplex Support
A12	2500 25.0' (7.62m)	0600 6.0' (1.82m)		WHS White Smooth	CB1 Round Base Cover
	3000 30.0' (9.14m)	0800 8.0' (2.43m)		WHT White Textured	CB2 Square Base Cover
	3500 35.0' (10.67m)	1000 10.0' (3.05m)		BKS Black Smooth	
	4000 40.0' (12.19m)			BKT Black Textured	
	5000 50.0' (15.24m)			DBS Dark Bronze Smooth	
				DBT Dark Bronze Textured	
				GRS Grey Smooth	
				GRT Grey Textured	
				SPS Special Smooth*	
				SPT Special Textured*	

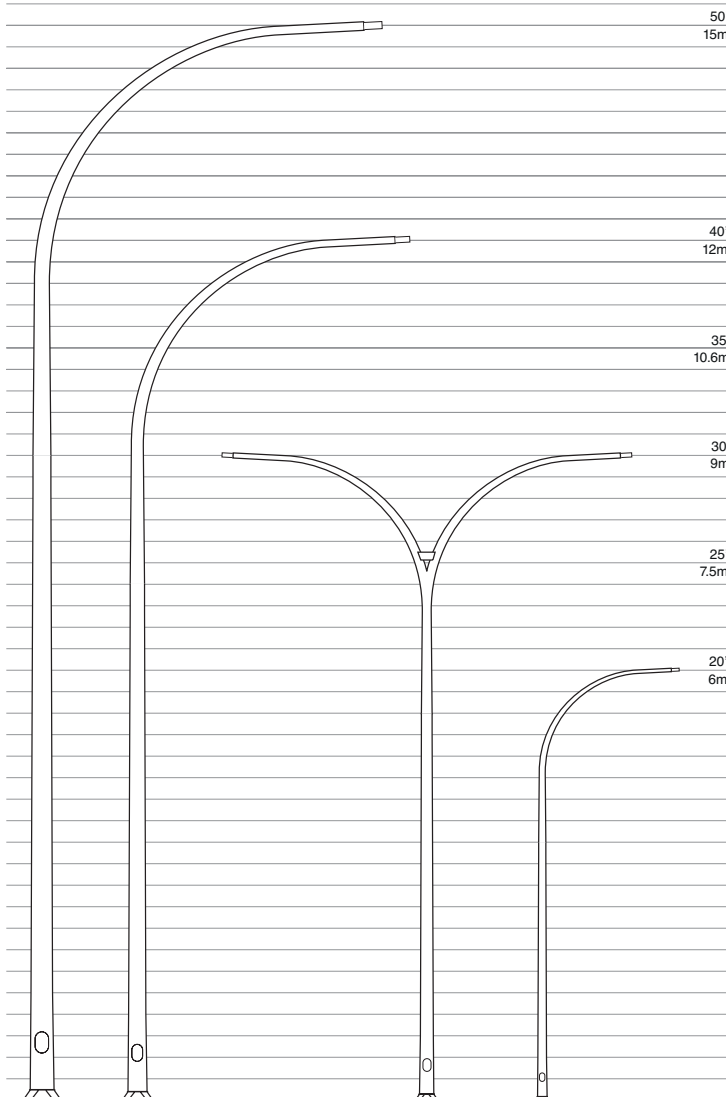
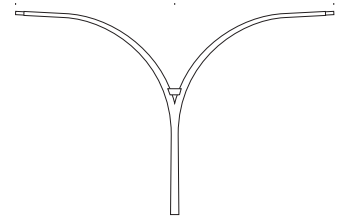
Consult manufacturer for other possible configurations.

*RAL number required

A11 Single



A12 Double



In its ongoing product improvement program ALU MC3 reserves the right to change these specifications without notice.

Name: _____ **Notes:**

Signature: _____ **Date:** _____